



# A Girl Shares Her Faith

Goal: To practice sharing our faith with others.

## RECOGNIZING GOD'S GRACE . . .

### . . . In 2 Kings 5:1-14

In the story of Naaman, the focus is often on the healing prescription required (dip seven times in the Jordan River) and the prophet Elisha. The catalyst to this story, however, is not found in the first verse describing a mighty warrior felled by one word, *leprosy*, but in the second verse where a young unnamed girl is introduced. This girl is actually an Israelite slave girl, taken captive in a raid. She is a servant, seen and not heard. She is a person utterly without power in a story that presents a stark contrast between the powerful and the powerless. The powerful warrior Naaman is powerless to change his situation or to bring about his own healing. The powerless young girl shares what she knows to be true; she shares her faith in God. She tells Naaman's wife, who in turn tells Naaman, who then repeats the girl's message word for word to the king as he seeks permission to go to the prophet of the God of Israel to be healed. The faith of the young slave girl has spread to the king of Aram. (Note: The Bible speaks of leprosy, but now this word is an outdated and often offensive term to describe what is known as Hansen's Disease.)

What courage it must have taken for her to offer hope for healing to her captors. She didn't owe them anything and didn't need to speak, but her faith in the God of Israel, the One who heals, was powerful. Something must have stirred in Naaman, because he not only heard her faith and conviction; he even told the king, word for word! The young maidservant most likely was not awarded her freedom or given any material reward. It seems likely that the only compensation this brave young girl received was the knowledge that the God of Israel and the prophet Elisha were indeed who she had said they were.

### . . . In Your Children's Experiences

Children often find it difficult to speak up, to give a word of hope, or to offer their resources. People who are bigger, stronger, more powerful, and more knowledgeable surround them. A child who attempts to advise an adult risks being ignored, scolded, or ridiculed. Encouraging children to have agency with their ideas and opinions helps shape their confidence. The young maidservant became the catalyst to Naaman's conversion because she had the courage to share her faith in God. Who knows what spark is ignited or what seed is planted when faith is shared with another? Encouraging children to have agency with their faith may just change the world!

### . . . In Your Relationships with the Children

Listen. Children feel valued when others listen to them and hear their stories and the feelings behind the stories. Talk about your faith and how you see God active in your life. This will model for the children how they can do that too. Encourage them to do the same.

*O God, may we have faith like the servant girl  
and share it courageously with others. Amen.*



## Supplies

Music & Melodies  
(MM) 2023-2024

Stories, Colors & More  
(SCM) i-iv, 11, 20

basic supplies  
(see p. vii)

blanket or mats

snack

## Guided Play

choice 1: puzzles

choice 2: children's story Bible such as *Growing in God's Love: A Story Bible*, edited by Elizabeth F. Caldwell and Carol A. Wehrheim; various Bible storybooks

choice 3: large tub of water, sponges, washcloths, objects to wash

## Exploring

choice 1: copies of **Grace Notes (GN) 1-2**

choice 2: balls, jump ropes (optional)

choice 4: copies of **GN 3**

## GATHERING IN GOD'S GRACE

### Before the Children Arrive

Designate a story corner and lay out a blanket or individual mats for the children so their backs will be to the door.

Use **SCM i-ii**, "Your Visual Schedule," to provide clear expectations and a visual cue for the group.

See **SCM iii-iv** for the key to icons (for example, **LG** **T**) and ways to adapt for children who have special needs or disabilities.

You may want to obtain *Growing in God's Love: A Story Bible*, edited by Elizabeth F. Caldwell and Carol A. Wehrheim (Louisville, KY: Flyaway Books, 2018), available at [www.pcusastore.com](http://www.pcusastore.com).

Select the activities that will work best for you and for your children. You do not need to do everything suggested!

### Welcoming and Guided Play

Greet the children as they arrive, and say, "Grace and peace be with you." Prompt them to respond, "And also with you." Be attentive to any children who might be coming for the first time. Introduce yourself to parents and caregivers that you do not know personally. Tell them that today's story is about how the prophet Elisha helped a family. Invite the children to choose a guided-play activity to start:

- 1. Putting Puzzles Together**—Provide several puzzles for the children to put together in pairs. Tell them to help each other and see how much faster they can finish the puzzle.
- 2. Telling Stories**—Set up a space with floor pillows; a children's Bible such as *Growing in God's Love: A Story Bible*, edited by Elizabeth F. Caldwell and Carol A. Wehrheim; and various Bible storybooks. Invite the children to look at the pictures and tell one another about the stories.
- 3. Washing in Water**—Provide a large tub of water with sponges, washcloths, and objects children can play with and wash. Tell them they are going to hear a story about a man named Naaman who had to wash in a river.

**T** Use transition cues to give plenty of warning that a change is coming. Clear, tangible signals that are obvious help alleviate tensions. Consider using countdown numbers on a whiteboard before moving to the next activity.



## Transitioning to Story Time

When the children are ready to move into group time, call them to the story corner, singing “Sing Thanks to God”—**MM 23; SCM 20**. Repeat words and phrases as appropriate.

### Helping God



Invite the children to follow your motions as you say the poem.

One little mouth to speak, *(point to mouth)*  
one little nose, two little cheeks, *(point to nose and cheeks)*  
two little eyes to see, *(point to eyes)*  
all my ten little toes. *(point to toes and wiggle toes)*

One, two, three, four, five. *(hold up fingers one at a time on one hand)*

Six, seven, eight, nine, ten. *(hold up fingers one as a time on the other hand)*

Ten fingers and two hands. *(hold up hands and clap)*

We can help God! Yes, we can! *(raise hands in the air and wave them)*

### Come and Hear




Say or sing the following song to the tune of “The Bear Went Over the Mountain” and do the motions indicated. Invite the children to join in with you.

Come and hear God’s story. *(walk four steps to the right)*

Come and hear God’s story. *(walk four steps to the left)*

Come and hear God’s story. *(walk four steps to the right)*

Sit down and fold your hands. *(fold hands in your lap)*



Today’s story can be found in *Growing in God’s Love: A Story Bible*, edited by Elizabeth F. Caldwell and Carol A. Wehrheim (Louisville, KY: Flyaway Books, 2018), [www.pcusastore.com](http://www.pcusastore.com).

### Hearing the Story



Open the Bible to 2 Kings 5:1–14 so the children know the story comes from the Bible. Tell the children that they are going to hear a story from a very long time ago, about a brave little girl who helped a big important man. He was the boss, and she was the servant. The little girl was brave to share her faith in God with someone who might not listen to her.

Read **SCM 11**, but do not do the actions and words in the parentheses during the first reading. Express the emotions of the story in your voice, gestures, and facial expressions. Conclude the story by prompting the children to say, “Amen.”

Read the story again, inviting the children to follow your actions and repeat the phrases in parentheses in the story.



## EXPLORING GOD'S GRACE

### 1. Sequencing the Story

C L LD FM

Hand out copies of GN 1 and GN 2 to each child. Invite the children to color the pictures. When they are finished, have the children cut apart the pictures. Assist with cutting as needed. Have them mix up the order of the pictures on the table in front of them then place them back in story sequence, recalling the events of the story as they do so. Give the children a paper clip to keep their pictures together. Invite the children to tell the story to their family when they take the pictures home.

**LD** *A child with learning disabilities may be no less able than other children; they just receive, process, and/or respond differently. If recalling story events is difficult for a child, help them remember with simple prompts that still allow them to feel successful.*

### 2. Seven Times

MS B

Ask the children how many times Elisha told Naaman to wash in the river. Remind them, if necessary, Naaman washed in the river seven times.

Form groups of three or four children, or work as a group together. Provide balls for each group and ask them what they can do seven times. Suggest bouncing the ball to one another seven times. Then have them try tossing and catching the ball seven times. Provide jump ropes, or a long piece of string or ribbon. Invite the children to jump over the line seven times. Wonder together what other activities they can do seven times.

**MS** *Make sure children with mobility issues are included in all activities. Find ways to adapt activities to ensure all are able to fully participate in each activity.*



### 3. Strong Together



Play a singing game. Have the children sit in a circle. Explain that they will begin with one child walking around the circle while you sing a song. As the second verse is added, the child chooses a second child to join them. Each verse continues with the last child inviting another child to join in walking around the circle. If there are not enough children for the whole song, have some stuffed animals available for a child to add to the walking circle. If there are more than ten children, repeat phrases and adjust the number from earlier verses.

Sing the following verses to the tune of “Ten Little Indians.” You will need to begin each verse and encourage children to join in as they feel comfortable.

One little child who was very brave,  
one little child who was very brave,  
one little child who was so very brave,  
sharing God’s good news!

Two of us can help each other . . .  
Three of us can go together . . .  
Four of us can work together . . .  
Five of us, we’re even braver . . .  
Six of us, that’s quite a number . . .  
Seven friends all walk together . . .  
Eight is great to get together . . .  
Nine is fine for everybody . . .  
Ten of us can help so many . . .

Use “wonder” questions that do not force a child to remember facts. Wondering questions help a child think aloud. Answers are neither right nor wrong. They help teach children to speak from their hearts.

### 4. Coloring Page



Hand out copies of GN 3 and crayons. Invite the children to color the picture. Engage the children in conversation as they color, using the following wondering questions:

- ▼ I wonder, “How did the girl feel when she saw that Naaman was sick?”
- ▼ I wonder, “Why did Naaman listen to the young girl’s suggestion to visit Elisha?”
- ▼ I wonder, “How did the girl feel when she found out Naaman was healed?”



Ask parents and caregivers for their email addresses so you can send the Grace Sightings link, or invite them to visit [www.pcusastore.com/GGGdownloads](http://www.pcusastore.com/GGGdownloads). Remind the parents and caregivers about the story audio (see p. vii).

## LOVING AND SERVING GOD

FA

Call the children together, singing “Sing Thanks to God”—**MM 23; SCM 20**. Repeat words and phrases as appropriate.

Remind them that God healed Naaman (*Poor Naaman!*) after the little girl in the story shared her faith in God. (*Brave girl!*) Invite each child to name something good in their lives—something to thank God for, or something that makes them say, “Hooray, God!” After each child names something, invite everyone else to respond with “Hooray, God!”


Enjoy a snack together.

As the children leave, bless them: “(Name), tell others about God! Go in God’s grace.”












# A Girl Shares Her Faith



A young girl shares her faith in God, and Naaman is healed.

